

Backlit LED Wall Switch Wiring Options

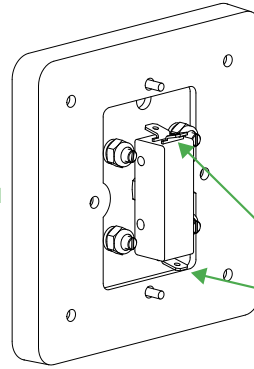


The power of control. Automated.

Option #1

- 1 LEDs constantly on.

LARCO PUSH PLATE SWITCH



NORMALLY OPEN AND COMMON CONTACTS ON SWITCH, TO DOOR OPERATOR

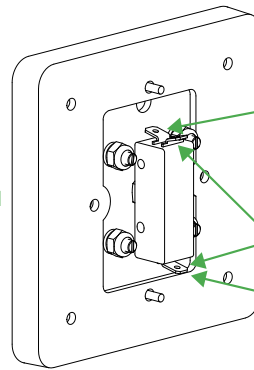
12-24 AC/DC

BACKLIT LED BOARD

Option #2

- 2 LEDs constantly on. Blink when switch is activated.

LARCO PUSH PLATE SWITCH



NORMALLY OPEN AND COMMON CONTACTS ON SWITCH, TO DOOR OPERATOR

COMMON CONTACT ON SWITCH TO WIRE ON LED BOARD

12-24 AC/DC TO NORMALLY CLOSED CONTACT TO SWITCH

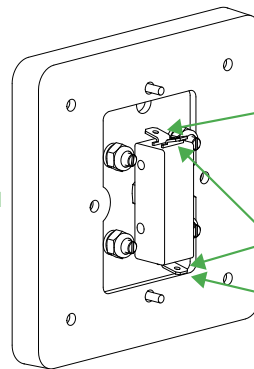
12-24 AC/DC COMMON

BACKLIT LED BOARD

Option #3

- 3 LEDs constantly off. Blink on when switch is activated.

LARCO PUSH PLATE SWITCH



NORMALLY OPEN AND COMMON CONTACTS ON SWITCH, TO DOOR OPERATOR

COMMON CONTACT ON SWITCH TO WIRE ON LED BOARD

12-24 AC/DC TO NORMALLY OPEN CONTACT ON SWITCH

12-24 AC/DC COMMON

BACKLIT LED BOARD



223-0171-000 Rev. C 5/19



WARNING: Cancer and Reproductive Harm - www.P65Warnings.ca.gov

ATEK Access Technologies
10025 Valley View Road, Ste. 190
Eden Prairie, MN 55344 U.S.A.

PH: 1.800.523.6996
FAX: 1.800.589.3705
+1.218.829.9797

www.atekaccess.com



Access the power of technology.